

# Challenges

Integration

Devolution

Scale

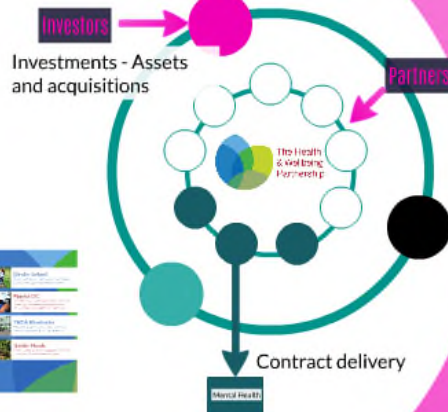
Growth



About Us

## Devolution Revolution - Partnerships Benefits

### Partnership







# SOCIAL ADVENTURES

TRADING FOR CHANGE


Social adVentures is a Wellbeing Social Enterprise specialising in public health and social care contracts that run alongside our social businesses – such as garden centres, managed workspace and community cafes.

We inspire people to change their behaviour by using innovative evidence based interventions. Our unique integrated wellbeing pathway takes referrals from a variety of health care professionals to support positive change.

[www.socialadventures.org.uk](http://www.socialadventures.org.uk)





A vibrant rainbow flag with vertical stripes of blue, yellow, orange, red, green, and pink. Overlaid on the flag is the text 'We create' in a large, white, sans-serif font, repeated multiple times in a grid-like pattern. A semi-transparent white rectangular box is centered over the flag, containing the text 'our aim is to inspire people to lead healthy and happy lives' in a bold, black, sans-serif font. A large, stylized pink arrow points from the left edge towards the center of the image.

**our aim is to inspire people  
to lead healthy and happy  
lives**



DELOITTE SOCIAL

**Deloitte.**

INNOVATION PIONEERS





# Challenges

Integration

Devolution

Scale

Growth



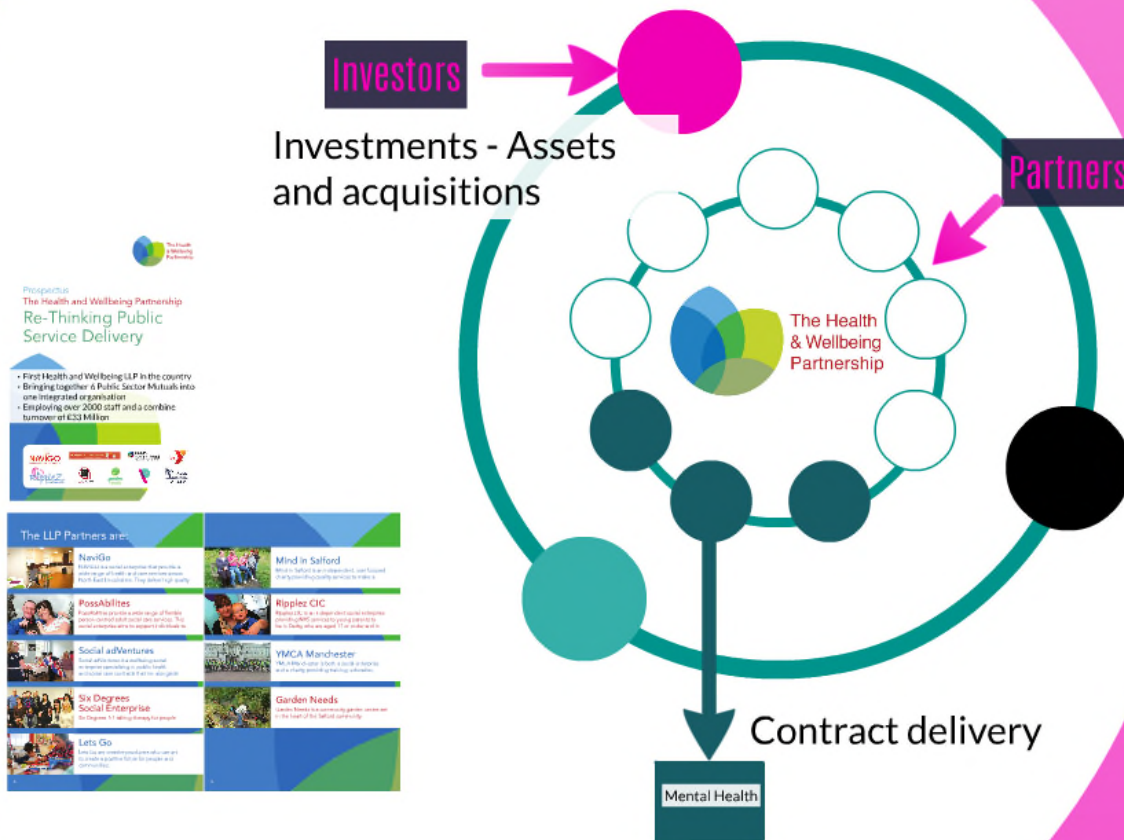
# *Partnership*

Investors

Investments - Assets  
and acquisitions



# Partnership



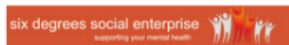
The LLP Partners are:	
<b>Navigo</b> A national social enterprise that provides a range of services to support people with mental health problems. They deliver high quality services across the country.	<b>Mind in Salford</b> Mind in Salford is a community based organisation that provides a range of services to support people with mental health problems. They deliver high quality services across the country.
<b>Possibilities</b> Possibilities is a social enterprise that provides a range of services to support people with mental health problems. They deliver high quality services across the country.	<b>Ripple CIC</b> Ripple CIC is a social enterprise that provides a range of services to support people with mental health problems. They deliver high quality services across the country.
<b>Social adVentures</b> Social adVentures is a social enterprise that provides a range of services to support people with mental health problems. They deliver high quality services across the country.	<b>YMCA Manchester</b> YMCA Manchester is a social enterprise that provides a range of services to support people with mental health problems. They deliver high quality services across the country.
<b>Six Degrees Social Enterprise</b> Six Degrees Social Enterprise is a social enterprise that provides a range of services to support people with mental health problems. They deliver high quality services across the country.	<b>Garden Needs</b> Garden Needs is a social enterprise that provides a range of services to support people with mental health problems. They deliver high quality services across the country.
<b>Let's Go</b> Let's Go is a social enterprise that provides a range of services to support people with mental health problems. They deliver high quality services across the country.	

## Prospectus

The Health and Wellbeing Partnership

# Re-Thinking Public Service Delivery

- First Health and Wellbeing LLP in the country
- Bringing together 6 Public Sector Mutuals into one integrated organisation
- Employing over 2000 staff and a combine turnover of £33 Million



# Re-Thinking Public Service Delivery

- First Health and Wellbeing LLP in the country
- Bringing together 6 Public Sector Mutuals into one integrated organisation
- Employing over 2000 staff and a combine turnover of £33 Million





Investors

Investments - Assets  
Acquisitions

Partners

The Health  
& Wellbeing  
Partnership

...t, user focused  
to make a

...cial enterprise  
parents to  
under and in

r  
...al enterprise  
education,

## The LLP Partners are:



### NaviGo

NAViGO is a social enterprise that provide a wide range of health and care services across North East Lincolnshire. They deliver high quality



### PossAbilities

PossAbilities provide a wide range of flexible person-centred adult social care services. This social enterprise aims to support individuals to



### Social adVentures

Social adVentures is a wellbeing social enterprise specialising in public health and social care contracts that run alongside



### Six Degrees Social Enterprise

Six Degrees 1:1 talking therapy for people



### Lets Go

Lets Go are creative producers who use art to create a positive future for people and communities.



### Mind in Salford

Mind in Salford is an independent, user focused charity providing quality services to make a



### Ripplez CIC

Ripplez CIC is an independent social enterprise providing NHS services to young parents to be in Derby who are aged 17 or under and in



### YMCA Manchester

YMCA Manchester is both a social enterprise and a charity providing training, education,



### Garden Needs

Garden Needs is a community garden centre set in the heart of the Salford community.

# Benefits for Partners

- Ability to compete for larger contracts across greater geographical areas
- Pooling of resources to increase economies of scale and reduce operating costs
- Provides an innovation 'hot bed' so that innovations can be brought together quickly
- Provides a route for large social investment whilst safeguarding organisational sovereignty



ing and  
experts,  
es carry  
gence  
he LLP  
y grow.  
v.

[es.co.uk](https://www.es.co.uk)

# Benefits for Commissioners

- One single point of contact for contract management and accountability
- Provides scale to deliver Macro – contracts across larger geographical areas
- Integration of health and social care contracts to create joined up solutions
- Provides 'economies of scales' therefore reducing operating costs of smaller providers
- Reduces failure risk as risk is shared across partners organisations
- Reinvestment of surplus's allows for increased innovation

# Benefits for Social Investors

- Equity investable as a platform, investors have the ability to directly invest in the LLP and take a shareholding.
- Allows for 'at scale' investments to be provided to multiple partners via one investment reducing transaction costs.
- Larger Social Return as impact is being generated via several organisations
- Diverse partnership reduces risk to investors

"Ability to compete for larger projects"



a possible  
template  
for the  
future

## And Finally

The innovative SELLP hybrid structure will contribute to drive down the costs of combining charitable, public and private sector finance in one vehicle. The model also provides a platform for integration and innovation across the local provider landscape. Other benefits include the opportunity to attract social investment, tax efficiency for the pooling of commissioned and charitable income. We believe that the inception of this radical platform will encourage more joint venture models across social enterprise sector.

There has been a great deal of interest in the LLP since its launch and it is currently being looked at as a possible template for delivering public services in the future.